



Garden Tractors and Parts on eBay

GTtalk → Barn → Lawn & Garden Tractors by Make → Bolens Tractor Forum



My GK

Started by Philgk, Nov 12, 2017 07:51 PM

[bolens,](#) [grounds keeper,](#) [gk960,](#)

Page 6 of 8

Philgk ONLINE

Posted February 10, 2018 - 08:48 PM

I've been having an issue with my hydraulic lift lever. 3 position: backward = lift, forward half way = lower, forward all the way = float. In the float position there is a detent plate on the column and a boss on the lever. As you're operating the machine the lever slips out of the float position and gets stuck in the 'lower' position and begins to raise the front of the machine which is not a good thing. The linkages on this machine are not the heaviest and I'm not sure they can tolerate this.

So, long story longer, I modified the detent plate and the boss on the lever. I filed a 'nub' on the detent plate and I drilled a hole in the boss on the lever. This way when I push the lever into float it locks into place until I want to unlock it.

Just thought I'd share in case any other GK owners are having this issue.


Thanks, Phil

Picture 1: filed 'nub' in detent plate

Picture 2: drilled hole in boss on hydraulic lift lever

Picture 3 & 4: lever "engaged" in the float position

Video on YouTube of the lever being operated.



(please let me know if this stuff is boring and I won't share).

Attached Thumbnails

▲ Edited by Philgk, February 10, 2018 - 08:50 PM.

Cat385B **OFFLINE**

Posted February 10, 2018 - 08:50 PM

So you just bump the lever out to unlock?



Philgk **ONLINE**

Posted February 10, 2018 - 08:54 PM

Yes sir



KennyP **ONLINE**

Posted February 11, 2018 - 08:23 AM

Neat Idea!



Philgk **ONLINE**

Posted February 15, 2018 - 09:21 PM

My second stage blades have always been rusty and pitted. I've wanted to make them smoother so the snow slides off easier and hopefully gets more distance and takes less power to move.

I ground the heavy rust off down to bare metal but did not go crazy since the blades really need to be sand blasted and painted. I cleaned the raw steel with alcohol to remove any grease and residue. I purchased a thin UHMW film with adhesive backing (McMaster Carr #1441T72). I thought the adhesive on the back may not be enough to hold the sheets on so I tried a Silicon adhesive on two of the blades (black blades). Then I realized, by accident, that the adhesive on the film is extremely sticky and strong. My fingers got stuck to it. 😬 So on the other two blades I just stuck the film directly to the bare metal. It seemed to stick really well.

Here are pictures showing the blade transformation from rust to coated.

I tried putting the film on the chute without grinding the scale off but the adhesive is so strong it pulled the scale from the steel. I even cleaned the chute with alcohol but it didn't help. I'll have to grind it down and pick up more film.

Attached Thumbnails



(https://gardentractortalk.com/forums/uploads/monthly_02_2018/post-

88568-0-89505600-1518743871.jpg)



(https://gardentractortalk.com/forums/uploads/monthly_02_2018/post-

88568-0-63024300-1518743889.jpg)



(https://gardentractortalk.com/forums/uploads/monthly_02_2018/post-

88568-0-54998600-1518743907.jpg)



(https://gardentractortalk.com/forums/uploads/monthly_02_2018/post-

88568-0-44556200-1518743912.jpg)



(https://gardentractortalk.com/forums/uploads/monthly_02_2018/post-

88568-0-84408500-1518743917.jpg)



(https://gardentractortalk.com/forums/uploads/monthly_02_2018/post-

88568-0-91088000-1518743924.jpg)



(https://gardentractortalk.com/forums/uploads/monthly_02_2018/post-

88568-0-61139600-1518743933.jpg)



(https://gardentractortalk.com/forums/uploads/monthly_02_2018/post-

88568-0-88531600-1518743940.jpg)



(https://gardentractortalk.com/forums/uploads/monthly_02_2018/post-

88568-0-08628300-1518743948.jpg)



(https://gardentractortalk.com/forums/uploads/monthly_02_2018/post-

88568-0-49719000-1518743964.jpg)



(https://gardentractortalk.com/forums/uploads/monthly_02_2018/post-

88568-0-03573900-1518743971.jpg)



(https://gardentractortalk.com/forums/uploads/monthly_02_2018/post-

88568-0-53288000-1518743984.jpg)

Philgk ONLINE

Posted February 17, 2018 - 06:57 PM

Here is the heat duct on the GK that runs from the engine compartment to the blower under the seat in the cab. There is a decal in the cab that warns "check for exhaust leaks before using heater". Mmmmm... don't think I'll be using the heater.

Attached Thumbnails



(https://gardentractortalk.com/forums/uploads/monthly_02_2018/post-

88568-0-45518600-1518908219.jpg)



([https://gardentractortalk.com/forums/uploads/monthly_02_2018/post-](https://gardentractortalk.com/forums/uploads/monthly_02_2018/post-88568-0-45094100-1518908536.jpeg)

[88568-0-45094100-1518908536.jpeg](https://gardentractortalk.com/forums/uploads/monthly_02_2018/post-88568-0-45094100-1518908536.jpeg))



([https://gardentractortalk.com/forums/uploads/monthly_02_2018/post-](https://gardentractortalk.com/forums/uploads/monthly_02_2018/post-88568-0-05130700-1518908549.jpeg)

[88568-0-05130700-1518908549.jpeg](https://gardentractortalk.com/forums/uploads/monthly_02_2018/post-88568-0-05130700-1518908549.jpeg))

▲ Edited by Philgk, February 17, 2018 - 07:02 PM.

jpswift1 **OFFLINE**

Posted February 17, 2018 - 10:42 PM

Phil,

You've got some really great ideas there! I'm very impressed. You seem to be fixing/improving upon each and every shortcoming that Bolens overlooked.

I don't think we're going to be getting much more snow this year, so you might be having to put the blade back on and do some dozer work sooner rather than later.

Philgk **ONLINE**

Posted February 17, 2018 - 11:28 PM

Well just trying to make it run nice.

Sometimes we get hit pretty hard in March so I just want to keep tweaking it to make it better.

You should here this thing run now with the new gasket. It's really strong and didn't seem to notice a full blower. I wish I had more knowledge about these engines when I bought it. I could have gone through it sooner. Oh well. Hopefully the stuff I'm sharing isn't to boring.

How's your ford?

KennyP **ONLINE**

Posted February 18, 2018 - 06:57 AM

I'm enjoying the 'blow by blow' of what you are doing. Always wanted one of these!

Corvaireguy **OFFLINE**

Posted February 18, 2018 - 12:41 PM

PhilGK wrote: "(please let me know if this stuff is boring and I won't share)"

Craig replies: Please keep posting! I can't explain it but I'm completely smitten with Luigi (to the point of wanting one of my own just for snowblowing). Your post are kinda like the next episode of a favorite TV series - I just can't wait to see and read about Luigi's next adventure!

Philgk **ONLINE**

Posted February 22, 2018 - 08:41 PM

Aahh... The joys of running old equipment. - Cleaning up piles of rust when your done. This pile is from the doors.

Attached Thumbnails



(https://gardentractortalk.com/forums/uploads/monthly_02_2018/post-

88568-0-04750700-1519346474.jpg)

Philgk **ONLINE**

Posted March 01, 2018 - 09:08 PM

Found the manufacturer of the roller mower shown in a few of the bolens brochures. Roseman roller mowers. It'd be fun to find one of these to add to the collection. Just digging myself deeper. 😊
Pretty cruddy picture of the gang mower description but oh well.

Attached Thumbnails




(https://gardentractortalk.com/forums/uploads/monthly_03_2018/post-

88568-0-86642600-1519952699.png)



(https://gardentractortalk.com/forums/uploads/monthly_03_2018/post-

88568-0-64750800-1519952797.jpeg)



(https://gardentractortalk.com/forums/uploads/monthly_03_2018/post-

88568-0-39324600-1519952810.jpeg)



(https://gardentractortalk.com/forums/uploads/monthly_03_2018/post-

88568-0-06557600-1519952830.jpeg)




(https://gardentractortalk.com/forums/uploads/monthly_03_2018/post-

88568-0-45985000-1519952859.jpeg)




(https://gardentractortalk.com/forums/uploads/monthly_03_2018/post-

88568-0-84108300-1519953794.jpeg)



(https://gardentractortalk.com/forums/uploads/monthly_03_2018/post-

88568-0-95650000-1519953807.jpeg)



(https://gardentractortalk.com/forums/uploads/monthly_03_2018/post-

88568-0-94162400-1519953820.jpeg)

▲ Edited by Philgk, March 01, 2018 - 09:24 PM.

Philgk ONLINE

Posted March 01, 2018 - 09:41 PM

One of my favorite pictures of the gk. Not sure whos this is but its a beautiful machine.

Attached Thumbnails



(https://gardentractortalk.com/forums/uploads/monthly_03_2018/post-

88568-0-38944600-1519954904.jpeg)

Bolens 1000 OFFLINE Posted March 02, 2018 - 06:00 AM

Philgk, on 01 Mar 2018 - 9:41 PM, said:

One of my favorite pictures of the gk. Not sure whos this is but its a beautiful machine.

That one belongs to a former dealer in PA , I think he still has it as it was auctioned off in 2015 but didnt meet the reserve, seen it in person and its the nicest GK I have ever seen, complete ground up restoration the right way

Philgk ONLINE Posted March 02, 2018 - 06:23 PM

FYI
 If any GK snowcaster owner wants to cover their second stage impellers with anything (like I did with UHMW) here is the dimension of the impeller surface. 5-1/2" x 7-9/16"

- Barn → Lawn & Garden Tractors by Make → Bolens Tractor Forum →
Bolens Transaxle cleaning solvents? 5 replies
119 views 29 Chev
 Started by BolensNewb88, Mar 29, 2020 bolens, 1000, 600, 800, wisconsin and 5 more... Mar 29, 2020
- Barn → Lawn & Garden Tractors by Make → Bolens Tractor Forum →
Bolens 1656 H-16 tiller 5 replies
123 views Doxey
 Started by rayford52, Mar 18, 2020 bolens, tiller, reverse, tines and 2 more... Mar 19, 2020
- FOR SALE Trash and Treasures → For Sale / Trade / Wanted → Tractors →
1963 BOLENS ESTATE KEEPER 0 replies
0 views Philgk
 Started by Philgk, Jan 11, 2020 bolens, estate keeper, 1963 Jan 11, 2020
- Barn → Walk Behind Garden Tractor Forum →
Bolens Power Ho variable drive sheave 3 replies
127 views JeffDevisser
 Started by JeffDevisser, Dec 25, 2019 bolens, power ho and 2 more... Dec 30, 2019
- Barn → Craigslist / Ebay / Kijiji Finds →
Bolens Grounds Keeper in Northern Idaho 2 replies
67 views Mark 149 J.
 Started by Mark 149 J., Dec 14, 2019 bolens, grounds keeper Dec 14, 2019

GTtalk → Barn → Lawn & Garden Tractors by Make → Bolens Tractor Forum

| | | | |
|------------------------------------------------------------------------------------------------------------------------------------------------------|------------------------------------------------------------------|----------------------------------------------------------------------------------------------------------------------------------------------------------------------------------------|--------------------------------------------------------------------------------------------------------------------------------------------------------------------------|
| <p>Follow Us</p> <p>Google+</p> <p>Youtube</p> <p>Twitter</p> <p>Facebook</p> | <p>Network</p> <p>Garden Tractor Talk</p> | <p>Community Links</p> <p>Member Map</p> <p>Become a Site Supporter</p> <p>GTtalk Home</p> <p>GTtalk Forums</p> | <p>Site Links</p> <p>About Us</p> <p>Terms of Service</p> <p>Privacy Policy</p> <p>Contact Us</p> |
|------------------------------------------------------------------------------------------------------------------------------------------------------|------------------------------------------------------------------|----------------------------------------------------------------------------------------------------------------------------------------------------------------------------------------|--------------------------------------------------------------------------------------------------------------------------------------------------------------------------|