

GTtalk → Barn → Lawn & Garden Tractors by Make → Bolens Tractor Forum



My GK

Started by Philgk, Nov 12, 2017 07:51 PM

[bolens,](#) [grounds keeper,](#) [gk960,](#)


Page 5 of 8

Philgk ONLINE

Posted February 01, 2018 - 09:30 PM

(3) 1-1/2" bolt locations
All bolts installed and torqued

Attached Thumbnails



([https://gardentractortalk.com/forums/uploads/monthly_02_2018/post-](https://gardentractortalk.com/forums/uploads/monthly_02_2018/post-88568-0-80160200-1517534933.jpeg)

[88568-0-80160200-1517534933.jpeg](https://gardentractortalk.com/forums/uploads/monthly_02_2018/post-88568-0-80160200-1517534933.jpeg))



([https://gardentractortalk.com/forums/uploads/monthly_02_2018/post-](https://gardentractortalk.com/forums/uploads/monthly_02_2018/post-88568-0-57318700-1517534968.jpeg)

[88568-0-57318700-1517534968.jpeg](https://gardentractortalk.com/forums/uploads/monthly_02_2018/post-88568-0-57318700-1517534968.jpeg))

Philgk ONLINE

Posted February 01, 2018 - 09:43 PM

PTO vs engine RPM test

PTO RPM = 680 ish @ 2000 rpm (max engine torque according to manuals)

PTO RPM = 840 ish @ 2500 engine RPM

PTO RPM = 1000 ish @ 3000 engine RPM

Max 18.0 hp @ 3200 engine RPM (per manual)

Max RPM = 3600 (per manual)

All vids on YouTube soon.

▲ Edited by Philgk, February 01, 2018 - 09:46 PM.

Mark 149 J. OFFLINE

Posted February 02, 2018 - 12:01 AM

Philgk, on 01 Feb 2018 - 9:30 PM, said:

(3) 1-1/2" bolt locations
All bolts installed and torqued

Already looking a lot better!

Has anybody suggested making sure the head is good and flat using a thick piece of glass and some wet sanding paper?
It's not too late if you haven't.

▲ Edited by Mark 149 J., February 02, 2018 - 11:25 AM.

logmillingman ONLINE

Posted February 02, 2018 - 10:33 AM

Looking nice,keep up the good work!

Philgk ONLINE

Posted February 04, 2018 - 09:50 PM

I finally opened up my magnito on my THD. It didn't look too bad. I filed the points, turned the cam wiper around to a fresh side and adjusted the gap (.015"). Seems to run quite a bit smoother. I will probably replace the guts of the magnito this summer just to have a fresh start. Pictures show magnito inerts before, worn points, clean points and magnito inerts after.

Attached Thumbnails



([https://gardentractortalk.com/forums/uploads/monthly_02_2018/post-](https://gardentractortalk.com/forums/uploads/monthly_02_2018/post-88568-0-40895000-1517796271.jpg)

88568-0-40895000-1517796271.jpg)



([https://gardentractortalk.com/forums/uploads/monthly_02_2018/post-](https://gardentractortalk.com/forums/uploads/monthly_02_2018/post-88568-0-63998500-1517796275.jpg)

88568-0-63998500-1517796275.jpg)




([https://gardentractortalk.com/forums/uploads/monthly_02_2018/post-](https://gardentractortalk.com/forums/uploads/monthly_02_2018/post-88568-0-23021800-1517796313.jpg)

88568-0-23021800-1517796313.jpg)




(https://gardentractortalk.com/forums/uploads/monthly_02_2018/post-

88568-0-55820500-1517796316.jpg)



(https://gardentractortalk.com/forums/uploads/monthly_02_2018/post-

88568-0-78842700-1517796325.jpg)



(https://gardentractortalk.com/forums/uploads/monthly_02_2018/post-

88568-0-10077600-1517796329.jpg)



(https://gardentractortalk.com/forums/uploads/monthly_02_2018/post-

88568-0-19216200-1517796351.jpg)

▲ Edited by Philgk, February 04, 2018 - 10:05 PM.

Philgk ONLINE

Posted February 04, 2018 - 10:08 PM

While I was cleaning the head on my THD I notice these funny marks. Does anyone know what would have made them? They are just on the one side. Did something get dropped in that cylinder through the spark plug hole and get run?
Thanks

Attached Thumbnails

▲ Edited by Philgk, February 04, 2018 - 10:17 PM.

Philgk ONLINE

Posted February 04, 2018 - 10:12 PM


Dirty block and head, then clean.

Attached Thumbnails



(https://gardentractortalk.com/forums/uploads/monthly_02_2018/post-

88568-0-62043500-1517796661.jpg)



(https://gardentractortalk.com/forums/uploads/monthly_02_2018/post-

88568-0-84898500-1517796672.jpg)



(https://gardentractortalk.com/forums/uploads/monthly_02_2018/post-

88568-0-28679200-1517796683.jpg)



(https://gardentractortalk.com/forums/uploads/monthly_02_2018/post-

88568-0-85224000-1517796707.jpg)



(https://gardentractortalk.com/forums/uploads/monthly_02_2018/post-

88568-0-12214000-1517796725.jpg)

Philgk ONLINE

Posted February 04, 2018 - 10:15 PM

Philgk, on 01 Feb 2018 - 9:43 PM, said:

PTO vs engine RPM test

PTO RPM = 680 ish @ 2000 rpm (max engine torque according to manuals)

PTO RPM = 840 ish @ 2500 engine RPM

PTO RPM = 1000 ish @ 3000 engine RPM

Max 18.0 hp @ 3200 engine RPM (per manual)

Max RPM = 3600 (per manual)

All vids on YouTube soon.

All videos on YouTube. I had to remove all videos from here because they suck up too much space. If anyone has a question or wants to see something in particular please feel free to ask. Just trying to share info that might be useful to some. I plan on documenting the RPM of the snowcaster parts at 1000 RPM in the future to see if I can improve its performance.

 Edited by Philgk, February 04, 2018 - 10:16 PM.

Mark 149 J. OFFLINE

Posted February 05, 2018 - 12:20 AM

Philgk, on 04 Feb 2018 - 10:08 PM, said:

While I was cleaning the head on my THD I notice these funny marks. Does anyone know what would have made them? They are just on the one side. Did something get dropped in that cylinder through the spark plug hole and get run?

Thanks

That's what it looks like to me.

Luigi OFFLINE

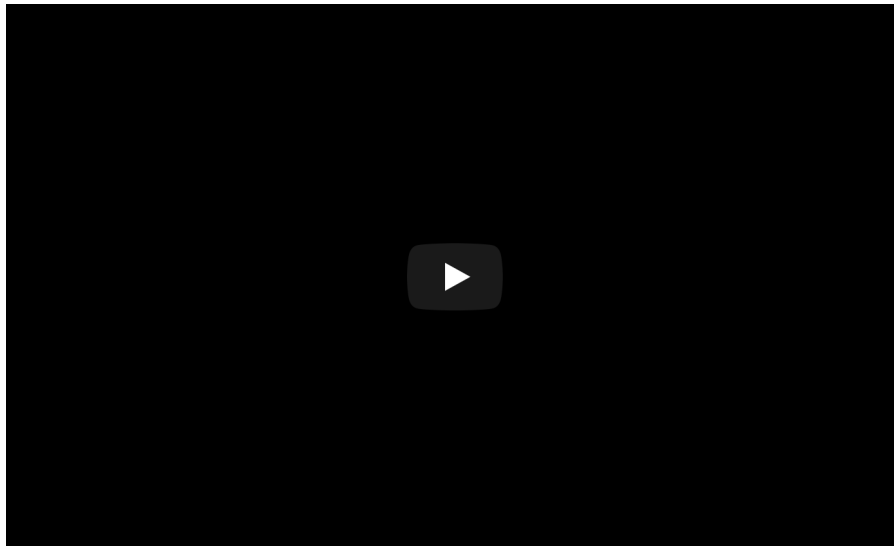
Posted February 10, 2018 - 12:33 PM


Funny that there are not corresponding marks on the piston. I would guess that those are voids in the casting. There is one at about 5 o'clock that is under the sealing ring of the gasket.

Philgk ONLINE

Posted February 10, 2018 - 04:16 PM

New vids on Youtube. Snowblowing





Philgk ONLINE

Posted February 10, 2018 - 04:17 PM

Luigi, on 10 Feb 2018 - 12:33 PM, said:

Funny that there are not corresponding marks on the piston. I would guess that those are voids in the casting. There is one at about 5 o'clock that is under the sealing ring of the gasket.

I see that now. That is funny. They almost look like someone pounded on it or something. But could be voids. Thanks for the input.

KennyP ONLINE

Posted February 10, 2018 - 04:21 PM

Philgk, on 10 Feb 2018 - 4:17 PM, said:

I see that now. That is funny. They almost look like someone pounded on it or something. But could be voids. Thanks for the input.

Could be the head is off another engine or the piston was changed out!

Philgk ONLINE

Posted February 10, 2018 - 04:49 PM

KennyP, on 10 Feb 2018 - 4:21 PM, said:











Could be the head is off another engine or the piston was changed out!

Good point.

29 Chev OFFLINE

Posted February 10, 2018 - 05:45 PM

Thanks for the video. It doesn't seem to matter when you blow snow there is always a vehicle in the way - even if it is your own.

- [Barn](#) → [Lawn & Garden Tractors by Make](#) → [Bolens Tractor Forum](#) →
Bolens Transaxle cleaning solvents?
 Started by BolensNewb88, Mar 29, 2020  bolens, 1000, 600, 800, wisconsin and 5 more...
5 replies
119 views  29 Chev
Mar 29, 2020
- [Barn](#) → [Lawn & Garden Tractors by Make](#) → [Bolens Tractor Forum](#) →
Bolens 1656 H-16 tiller
 Started by rayford52, Mar 18, 2020  bolens, tiller, reverse, tines and 2 more...
5 replies
123 views  Doxey
Mar 19, 2020
- FOR SALE** [Trash and Treasures](#) → [For Sale / Trade / Wanted](#) → [Tractors](#) →
1963 BOLENS ESTATE KEEPER
 Started by Philgk, Jan 11, 2020  bolens, estate keeper, 1963
0 replies
0 views  Philgk
Jan 11, 2020
- [Barn](#) → [Walk Behind Garden Tractor Forum](#) →
Bolens Power Ho variable drive sheave
 Started by JeffDevisser, Dec 25, 2019  bolens, power ho and 2 more...
3 replies
127 views  JeffDevisser
Dec 30, 2019
- [Barn](#) → [Craigslist / Ebay / Kijiji Finds](#) →
Bolens Grounds Keeper in Northern Idaho
 Started by Mark 149 J., Dec 14, 2019  bolens, grounds keeper
2 replies
67 views  Mark 149 J.
Dec 14, 2019

[GTtalk](#) → [Barn](#) → [Lawn & Garden Tractors by Make](#) → [Bolens Tractor Forum](#)

Follow Us
[Google+](#)
[Youtube](#)
[Twitter](#)
[Facebook](#)

Network
[Garden Tractor Talk](#)

Community Links
[Member Map](#)
[Become a Site Supporter](#)
[GTtalk Home](#)
[GTtalk Forums](#)

Site Links
[About Us](#)
[Terms of Service](#)
[Privacy Policy](#)
[Contact Us](#)